

Pretest of images for the beauty dimension

Joana Mello* / Filipe Loureiro*

* ISPA – Instituto Universitário

In this work, we present norms concerning the perceived association of two sets of image stimuli with the concept of “beauty”: 40 objects (Study 1) and 40 photos of human faces (Study 2)¹. Participants were presented with a set of words associated with the construct of “beauty” and were subsequently asked to judge each image on how much they considered them to be related with this construct on a 7-point scale (1 – Not at all related; 7 – Very related). The interpretation of means’ confidence intervals distinguish between 40 images, evaluated as “ugly” – with low scores on the beauty dimension – (20 objects and 20 faces), and 28 images evaluated as “beautiful” – with high scores on the beauty dimension – (12 objects and 16 faces). Results are summarized and photos made available to support future research requiring beauty and/or ugly stimulus.

Key words: Norms, Beauty, Ugly, People, Objects.

Introduction

The objective of this work consists on the presentation of beauty norms of a set of images from two categories (people and objects) for further use in different contexts and experimental settings. Our main purpose was to present norms of a set of updated to present-days photos of faces and objects regarding its level of activation of the “beauty” construct, i.e., of the perceived association of each stimuli with the construct of beauty. The existence of this type of material, translating the perceived activation of this construct, could be of great interest, especially to experimental studies aiming the test of the direct or indirect effects of beauty.

Beauty can be defined as a “pleasurable subjective experience that is directed toward an object and not mediated by intervening reasoning” (Reber, Schwarz, & Winkielman, 2004, p. 365). This theoretical approach proposes that judgments of beauty are affected by the processing experience of the perceiver that is, in part, function of stimulus proprieties such as symmetry, contrast and clarity. Previous research has measured beauty indirectly by asking participants to make other types of judgments (figural contrast, pleasantness, liking and preference) and in some cases this seems to be sufficient to capture the process of the beauty judgments (see Reber et al., 2004).

It appears that some objects’ objective features can affect judgments of beauty/attractiveness. For example, research has shown that symmetrical patterns tend to be perceived as more attractive than asymmetrical ones (Enquist & Arak, 1994). This hypothesis has been tested in stimuli other than judgments of physical attractiveness of people, such as objects, geometrical forms, structures, mathematical equations among others. Tuch, Bargas-Avila and Opwis (2010) tested the impact of vertical symmetry on a website and showed that asymmetrically designed web pages were evaluated as less beautiful compared to symmetric ones. In fact, symmetry appears to affect the processing of

A correspondência relativa a este artigo deverá ser enviada para: Joana Mello, ISPA – Instituto Universitário, Rua Jardim do Tabaco, 34, 1149-041 Lisboa. E-mail: jmello@ispa.pt

¹ The images pretested in this work are available in the archive of the psychology lab of ISPA – Instituto Universitário. Email: labpsicologia@ispa.pt

the perceiver leading to other judgments. As an example, Reber, Brun and Mitterndorfer (2008) tested the impact of dot pattern addition equations and showed that people seem to use symmetry as a cue for judgments of correctness.

Another objective feature of the stimuli is the figure-ground contrast. Just as an example, Reber, Winkielman and Schawrz (1998) manipulated the figure-ground contrast of circles and showed that participants judged circles presented with a high contrast as prettier (or less ugly) than those presented with a low-contrast.

Beauty, particularly regarding people physical attractiveness, has been studied with different aims especially in the Social Psychology domain, mainly due to its positive impact. The idea that beauty is linked with positivity was empirically tested by Dion, Berscheid and Walsters (1972) that refer to “what is beautiful is good” as a stereotype in which positive personality qualities and life outcomes are more associated with beauty, measured by the level of face’ attractiveness. After that, much research has tested the positive effects of beauty on judgments, attributions and stereotypes (see Eagly, Ashmore, Makhijani, & Longo, 1991; Langlois et al., 2000 for a review).

Research has focused beauty, especially facial attractiveness, due to its positive impact on judgments, in the formation of impressions about others, attitudes and behavior. The majority of research on beauty, especially in the Social Psychology and Social Cognition domains, has studied the use of the beauty stereotype that seems to convey an advantage for attractive people (e.g., Eagly & Chaiken, 1975; Puckett, Petty, Cacioppo, & Fischer, 1983; Shavit, Swan, Lowrey, & Wänke, 1994). The outcome of the use of this stereotype, especially in the process of forming and changing attitudes toward an attractive person, has been the focus of attention in the persuasion field. It has been shown that the presence of an attractive source affects attitude towards a product (Kahle & Homer, 1985; Kamins; 1990; Praxmarer, 2011; Till & Busler, 2000) or a persuasive message (Chaiken, 1979; Eagly & Chaiken, 1975), and this association can sometimes be based on an implicit association with validity through an automatic pathway (Mello, 2011).

The impact of physical attractiveness has also been studied in other areas of research, such as the impact of beauty in the labor-market (e.g., Hamermesh & Biddle, 1993) or employment suitability (e.g., Tews, Stafford, & Zhu, 2009).

Research that aims to study the automatic or propositional impact in attitudes derived from beauty of objects and/or people could benefit from materials tested for its association with the “beauty” construct. Physical attractiveness appears to be associated with positivity/goodness (e.g., Dion, Berscheid, & Walters, 1972) that could lead to a use of this variable to manipulate positive valence. This positivity associated with beauty also reflects in a perception of processing fluency (e.g., Monin, 2003), and can be used as a tool to study the impact of fluency promoted by a face or object in attitudes in a specific context.

Previous research has already provided sets of materials tested for beauty. However, in these cases, the trait accessed is the perceived level of beauty of the stimuli (i.e., ratings of perceived beauty) and not necessarily its level of activation of this construct (i.e., ratings of perceived association with the “beauty” construct (e.g., Attractive model database; Todorov, Dotsch, Porter, Oosterhof, & Falvello, 2013). In addition, the few stimuli available that could be used to test this do not support experiments, especially those that require a significant number of trials. This is due to several reasons such as: (a) the procedure used a reduced number of stimulus (e.g., Praxmarer, 2011; Till & Busler, 2000); (b) the procedure consists on the presentation of faces with no previous tests of beauty, since the purpose was not to manipulate but to evaluate the relation between judgments such as physical attractiveness (e.g., Oosterhof & Todorov, 2008); (c) the methods mentioned pretests of beauty/facial attractiveness but the stimulus are not available (e.g., van Leeuwen & Neil Macrae, 2004); (d) facial attractiveness was manipulated through the use of photos of celebrities (e.g., Kahle & Homer, 1985); (e) facial attractiveness was manipulated in the extreme attractiveness pole, such as the use of photographs of a model agency (e.g., Solomon, Ashmore, & Longo, 1992) and finally;

(f) the face database is mentioned but in some cases the use of this type of materials is inadequate to its use. The last reason is mainly due to the fact that, in some databases, from those accessible by request, facial stimuli could not be appropriate for some specific experimental studies. For instance, some of these images consisted of faces cropped by an oval figure (e.g., Symmetry database, Rhodes, Proffitt, Grady, & Sumich, 1998), with a black and dark background (e.g., Psychological Image Collection at Stirling – PICS) or by faces compounded only by a computer software and no “real” traces can be identify (e.g., Attractive model database; Todorov et al., 2013) which could unfit the purpose of a study where the image could be perceived as “unrealistic” and not what people see on a daily basis (e.g., when studying the impact of beauty in persuasion, such as in a publicity ad).

In the present research, we also present images of objects in order to test for its level of activation of the “beauty” construct. We expect to show that photos of objects are also able to activate this construct, giving support to research that do not aim to use faces as stimuli. The use of objects as experimental stimuli has several advantages, being one of them the fact that these have ecological validity (Bradley & Lang, 1999) which processing of affective meaning appears to be fast (Carr, McCauley, Sperber, & Parmalee, 1982).

As mentioned before, there is already research focusing the impact of specific features (e.g., symmetry) of non-human stimuli, such as objects in judgments of beauty. As it is with facial beauty research, the use of these materials has focused on judgments of perceived beauty. However, the stimuli used in these studies, when available, are not necessarily adequate to the purpose of testing its level of activation of the construct using photos of objects. This is, in the majority of cases, due to the fact that: (a) the study used drawings and not real images encountered on a daily basis (Halberstadt & Rhodes, 2000; Reber et al., 1998, Exp. 1, with the use of images from Snodgrass & Vanderwart, 1980); (b) used outdated stimuli (e.g., Outdated telephones) (Hekkert, Snelders, & Wieringen, 2003); and (c) used other types of non-human images such as animals (Halberstadt & Rhodes, 2000) or geometrical figures (Reber et al., 1998, Exp. 2). On the other side, sets of images tested for the Portuguese population (e.g., Ficheiro de Imagens Multicategoriais, Prada, Cunha, Garcia-Marques, & Rodrigues, 2010; Prada & Garcia-Marques, 2006) did not focused the beauty dimension nor the specific categories of stimuli aimed in this paper.

STUDY 1

Method

Sample

Ninety-one undergraduate Psychology students participated in this study (79 females), with ages between 17 and 49 years-old ($M=21.68$, $SD=6.17$).

Material

Images of objects were selected from an online image bank (Google images) having as criteria the presence of one object per image, represented on a white background and with no copyright of open access.

After selected, the images were digitally edited and standardized regarding their dimension, resolution and color scale. Specifically, the resulting images are in grayscale, and with a resolution of 800x800 pixels.

We included in this study 40 images of objects that resulted from an evaluation by 10 judges of a larger set as not included in the “beauty category” (e.g., objects that were not beauty/cosmetic products) but clearly perceived as “this is beautiful” or “this is ugly”. A set of 20 images for each of the two pre-defined categories (“Beautiful objects” and “Ugly objects”) was used.

In this study it was also presented to participants 12 words representing the construct of “beauty”. These words were selected from a larger set of words evaluated by 10 judges as those that best describe this construct: Pleasant, Elegant, Slender, Graceful, Appealing, Beautiful, Showy, Charming, Handsome, Pretty, Lovely and Attractive².

This study was conducted in a laboratory context using the E-prime software (Schneider, Eschman, & Zuccolotto, 2002) v.2.0 for the presentation of the stimuli and recollection of responses.

Measures and procedure

Participants were invited to participate in a study about “Evaluation of Images” in a laboratory context, with a mean duration of 10 minutes. Anonymity and confidentiality were assured.

The first task consisted on learning the construct. To this end, participants were asked to read the 12 words in order to learn the construct that they represent. After, they were instructed to evaluate a set of images based on this previous learned construct. Participants were also informed that this evaluation task would only begin when they felt that they had completely learned/comprehended the construct and pressed one specific keyboard key to start the task.

In the image evaluation task all 40 images were randomly and individually presented. Along with each image the set of Beauty-related words appeared on the superior section and the 7-point scale, ranging from 1 (Not at all related) to 7 (very related), on the lower section of the screen.

To provide their answers participants pressed one of the 7 number keys corresponding to the scale.

After finishing, participants were thanked for their participating and eventual questions were answered.

Results

















Obtained results are summarized on Table 1. Data for evaluation means (construct-image association), respective standard-deviations (translating the evaluations consensus), and confidence intervals of means are presented. The interpretation of confidence intervals allows the selection of images that do not contain the mean point of the scale (4), which translates a neutral evaluation. With this criteria we identified 20 objects as “ugly” – with low scores on the association with the beauty construct – (from the object number 1 to 20), 8 as “neutral” – with average scores on the association with the beauty construct – (from the object number 21 to 28) and 12 as “beautiful” – with high scores on the association with the beauty construct – (from object number 29 to 40). The images are ascendingly ordered according to the evaluation means³.


















² Original words, as presented in Portuguese: *Agradável, Elegante, Esbelto, Gracioso, Atraente, Belo, Vistoso, Encanto, Formoso, Bonito, Encantador, Atractivo*.








³ Additional analyses of the obtained evaluations showed that images previously classified as belonging to the “beautiful” category were, indeed, perceived by participants as more related to this dimension compared to the images classified as belonging to the “ugly” category (Beautiful: $M=4.79$, $SD=1.18$; Ugly: $M=2.01$, $SD=.79$; $t(90)=22.783$, $p<.001$, $d=2.77$).

Table 1

Means, Standard-deviations, and confidence intervals associated with each image evaluated on the “Object” category

Nº	Image	Mean (SD)	Confidence intervals for means 95%	Evaluation of beauty
1		1.231 (0.473)	[1.132; 1.329]	Ugly
2		1.330 (0.955)	[1.131; 1.529]	Ugly
3		1.626 (1.208)	[1.375; 1.878]	Ugly
4		1.659 (1.166)	[1.416; 1.902]	Ugly
5		1.725 (1.184)	[1.479; 1.972]	Ugly
6		1.737 (1.182)	[1.490; 1.982]	Ugly
7		1.758 (1.078)	[1.533; 1.982]	Ugly
8		1.769 (1.126)	[1.535; 2.004]	Ugly
9		1.813 (1.163)	[1.570; 2.056]	Ugly
10		1.890 (1.233)	[1.633; 2.147]	Ugly
11		1.901 (1.283)	[1.634; 2.168]	Ugly
12		1.956 (1.299)	[1.686; 2.227]	Ugly
13		1.978 (1.256)	[1.717; 2.240]	Ugly
14		1.990 (1.470)	[1.681; 2.297]	Ugly
15		2.319 (1.527)	[2.001; 2.637]	Ugly
16		2.352 (1.601)	[2.018; 2.685]	Ugly

17		2.407 (1.577)	[2.079; 2.735]	Ugly
18		2.495 (1.440)	[2.195; 2.749]	Ugly
19		3.00 (1.862)	[2.612; 3.388]	Ugly
20		3.198 (1.621)	[2.860; 3.535]	Ugly
21		3.945 (1.741)	[3.583; 4.308]	Neutral
22		4.187 (1.960)	[3.779; 4.595]	Neutral
23		4.231 (1.789)	[3.858; 4.603]	Neutral
24		4.257 (1.723)	[3.894; 4.612]	Neutral
25		4.297 (1.696)	[3.943; 4.650]	Neutral
26		4.308 (1.872)	[3.918; 4.698]	Neutral
27		4.319 (1.937)	[3.915; 4.722]	Neutral
28		4.319 (1.879)	[3.927; 4.710]	Neutral
29		4.615 (1.986)	[4.201; 5.030]	Beautiful
30		4.681 (1.782)	[4.301; 5.052]	Beautiful
31		4.703 (1.906)	[4.306; 5.100]	Beautiful
32		4.868 (1.833)	[4.4863; 5.250]	Beautiful
33		4.967 (1.767)	[4.599; 5.355]	Beautiful

34		5.099 (1.633)	[4.759; 5.440]	Beautiful
35		5.132 (1.733)	[4.771; 5.493]	Beautiful
36		5.396 (1.679)	[5.045; 5.745]	Beautiful
37		5.527 (1.649)	[5.184; 5.871]	Beautiful
38		5.560 (1.492)	[5.250; 5.871]	Beautiful
39		5.802 (1.628)	[5.463; 6.141]	Beautiful
40		5.879 (1.562)	[5.554; 6.204]	Beautiful

STUDY 2

Method

Sample

Forty-four people recruited online (31 females) were invited to participate in an online study, with ages between 17 and 42 years-old ($M=20.04$; $SD=7.47$).

Material

Images of 40 people were categorized by 10 judges as belonging to “beautiful” and “ugly” categories resulting in 20 images for each of the two pre-defined categories (“Beautiful faces” and “Ugly faces”).

Images of people were selected from the Chicago Face Database (Ma, Correll, & Wittenbrink, 2015) having as criteria the following: gender was counterbalanced for the category and only neutral faces, i.e., showing no emotion, were selected. Due to a lack of consensus within judges regarding the level of beauty of some faces, 20 of the selected images were morphed, using Abrosoft Phantamorph Software version 5.4.2, with another image build on FaceGen Modeller Software version 3.5. This last was created using some specific parameters to enhance beauty. More specifically, accordingly with the specification of this software, the 10 female faces have an appearance of 17 years-old, in which the degree of femininity was exaggerated about 25% and the 10 male faces shown an appearance of 25 years-old with a slight amount (5%) of femininity. Both types of faces were close to the parameters of symmetry.

The same digitally edition of photos from Study 1 was conducted and in addition the images were cropped so that only the face and neck were presented.

This study was conducted using an online survey (Qualtrics).

Measures and procedure

Participants were invited to participate in a study named as “Evaluation of images” with a mean duration of 10 minutes. Anonymity and confidentiality were assured to participants.

The same instructions from Study 1 were given to participants and were also randomly presented on the screen to the set of 40 images, along with the set of Beauty-related words on the superior section and the 7-point scale on the lower section of the screen.

To provide their answers participants selected one of the 7 points of the scale and pressed “next page” to evaluate the next image.






After finishing, participants were thanked for their participation.

Results
















Obtained results of faces’ evaluations are summarized on Table 2 with the same variables and schematic representation as in Study 1. Through the interpretation of confidence intervals of means, it is possible to select faces which do not contain the mean point of the scale (4), thus translating a neutral evaluation. Using this criteria we identified 20 faces as “ugly” – with low scores on the association with the beauty construct – (from the face number 1 to 20), 4 as “neutral” – with average scores on the association with the beauty construct – (from the face number 21 to 24) and 16 as “beautiful” – with high scores on the association with the beauty construct – (from face number 25 to 40). The images are ascendingly ordered according to the evaluation means⁴.
















Table 2






Means, Standard-deviations, and confidence intervals associated with each image evaluated on the “People” category

Nº	Image	Mean (SD)	Confidence intervals for means 95%	Evaluation of beauty
1		1.364 (0.650)	[1.166; 1.561]	Ugly
2		1.591 (0.787)	[1.352; 1.830]	Ugly
3		1.636 (0.780)	[1.399; 1.874]	Ugly
4		1.659 (0.713)	[1.442; 1.876]	Ugly
5		1.705 (0.978)	[1.407; 2.002]	Ugly

⁴ Additional analyses of the obtained evaluations showed that images previously classified as belonging to the “beautiful” category were, indeed, perceived by participants as more related to this dimension compared to the images classified as belonging to the “ugly” category (Beautiful: $M=4.66, SD=.70$; Ugly: $M=2.10, SD=.67$; $t(43)=21.711, p<.001, d=3.74$).

6		1.773 (0.743)	[1.547; 1.999]	Ugly
7		1.886 (0.920)	[1.607; 2.166]	Ugly
8		1.886 (0.993)	[1.584; 2.188]	Ugly
9		2.023 (0.952)	[1.733; 2.312]	Ugly
10		2.023 (0.821)	[1.733; 2.272]	Ugly
11		2.091 (0.884)	[1.822; 2.360]	Ugly
12		2.091 (1.007)	[1.785; 2.397]	Ugly
13		2.159 (1.005)	[1.838; 2.480]	Ugly
14		2.318 (1.073)	[1.992; 2.645]	Ugly
15		2.341 (1.010)	[2.034; 2.640]	Ugly
16		2.364 (1.102)	[2.029; 2.699]	Ugly
17		2.614 (1.262)	[2.230; 2.922]	Ugly
18		3.363 (1.259)	[2.254; 3.019]	Ugly
19		2.886 (1.104)	[2.551; 3.222]	Ugly
20		3.023 (1.089)	[2.692; 3.354]	Ugly

21		3.932 (1.065)	[3.608; 4.256]	Neutral
22		4.114 (0.895)	[3.842; 4.386]	Neutral
23		4.227 (1.159)	[3.875; 4.580]	Neutral
24		4.295 (1.250)	[3.916; 4.675]	Neutral
25		4.409 (0.923)	[4.128; 4.690]	Beautiful
26		4.409 (0.897)	[4.136; 4.682]	Beautiful
27		4.523 (1.131)	[4.179; 4.866]	Beautiful
28		4.636 (0.942)	[4.350; 4.923]	Beautiful
29		4.727 (1.169)	[4.372; 5.083]	Beautiful
30		4.727 (1.128)	[4.384; 5.070]	Beautiful
31		4,727 (1,107)	[4,391; 5,064]	Beautiful
32		4.773 (1.705)	[4.446; 5.100]	Beautiful
33		4.773 (1.255)	[4.391; 5.154]	Beautiful
34		4.886 (0.945)	[4.599; 5.174]	Beautiful
35		4.909 (1.235)	[4.533; 5.285]	Beautiful

36		5.000 (0.964)	[4.707; 5.293]	Beautiful
37		5.091 (1.052)	[4.711; 5.411]	Beautiful
38		5.273 (0.924)	[4.992; 5.554]	Beautiful
39		5.273 (1.227)	[4.900; 5.646]	Beautiful
40		5.273 (0.899)	[5.000; 5.546]	Beautiful

Discussion

The material here tested aimed to provide support for research carried out with the use of images, and reduce the effort necessary to test this type of stimuli, in this case regarding norms of beauty.

The results obtained suggest a differentiation between images, of people and objects, regarding its associating with the construct of beauty translated by the means' confidence intervals. With this, it is possible to identify a significant number of stimuli evaluated as “beautiful”, “ugly” and “neutral” which can be an advantage in research that aims to study this variable. However, it seems relevant to focus that the evaluation of some images, especially of faces, does not contain the extreme pole of beauty. We do not consider this as a disadvantage to the future use of these images, especially with faces. On one hand, some of previous research on beauty appears to report extreme negative poles for “ugly” but neutral or close to neutral scale points for “beautiful”, with significant differences and effects between both types of faces (e.g., Dion et al., 1972; Griffin & Langlois, 2006). On the other hand, previous research has shown that high levels of attractiveness could have a reverse impact than those with medium levels. An example, Bower and Landreth (2001) showed that highly attractive models (*vs.* moderately attractive) are not the most effective choice for all categories of attractiveness-relevant products. In this context, we believe that the use of material that is considered to be more beautiful (or less ugly) than other are valid to research on the impact of different levels of beauty.

As one limitation of these studies, we assume that the modification of some faces in Study 1, in order to enhance the levels of beauty, may have caused a homogenization between these altered images and the presence of some “unrealistic” facial traces (but not a total unrealistic appearance). However, we believe that the rating of some images as “beautiful” – using the pole that associates with the construct of beauty – and others as “ugly” – using the pole that do not associates with the construct – suits our purposes. Another limitation relates with the measure used to make participants learn the construct of “beauty”. Our purpose was to use a measure that did not directly asked participants to make judgments of “beauty”, “attractive”, “pleasant” etc., but judgments based on a general construct of beauty. With this, our aim was also to use this same measure for both studies in order to have a set of words that relates with beauty regardless of the stimuli

presented, i.e., common to both studies. However, it could be the case that, with this method, there might have been some words that could be more related and applicable to people than objects (e.g., “Handsome”). In these cases, it is possible that such words could have conceptually distanced themselves from the rest. However, we do not believe that this affected the ratings and lead participants to not use the construct since results show a clear differentiation of ratings between images, faces or objects, translating different associations with the construct between stimuli.

The norms here presented do not take into account different sample characteristics such as age and gender, since our sample consisted mostly of female participants. However, research on the evaluation of beauty shows that participants’ gender and age are not expected to affect ratings of beauty regardless of the gender present in the images (see Langlois et al., 2000 for a review).

We consider this work highly relevant for research in different fields with the main purpose of studying the impact of variables such as general beauty, physical attractiveness, liking or positive (vs. negative) valence in experimental studies.

References

- Bower, A. B., & Landreth, S. (2001). Is beauty best?. Highly *versus* normally attractive models in advertising. *Journal of Advertising*, *30*, 1-12. doi: 10.1080/00913367.2001.10673627
- Bradley, M. M., & Lang, P. J. (1999). Fearfulness and affective evaluations of pictures. *Motivation and Emotion*, *23*, 1-13.
- Carr, T. H., McCauley, C., Sperber, R. D., & Parmelee, C. M. (1982). Words, pictures, and priming: On semantic activation, conscious identification, and the automaticity of information processing. *Journal of Experimental Psychology: Human Perception and Performance*, *8*, 757-777. doi: 10.1037//0096-1523.8.6.757
- Chaiken, S. (1979). Communicator physical attractiveness and persuasion. *Journal of Personality and Social Psychology*, *37*, 1387. doi: 10.1037//0022-3514.37.8.1387
- Dion, K., Berscheid, E., & Walster, E. (1972). What is beautiful is good. *Journal of Personality and Social Psychology*, *24*, 285-290. doi: 10.1037/h0033731
- Eagly, A. H., Ashmore, R. D., Makhijani, M. G., & Longo, L. C. (1991). What is beautiful is good, but... A meta-analytic review of research on the physical attractiveness stereotype. *Psychological Bulletin*, *110*, 109-128.
- Eagly, A. H., & Chaiken, S. (1975). An attribution analysis of the effect of communicator characteristics on opinion change: The case of communicator attractiveness. *Journal of Personality and Social Psychology*, *32*, 136-144. doi: 10.1037/h0076850
- Enquist, M., & Arak, A. (1994). Symmetry, beauty and evolution. *Nature*, *372*, 169-172. doi: 10.1038/372169a0
- Griffin, A. M., & Langlois, J. H. (2006). Stereotype directionality and attractiveness stereotyping: Is beauty good or is ugly bad?. *Social Cognition*, *24*, 187-206. doi: 10.1521/soco.2006.24.2.187
- Halberstadt, J., & Rhodes, G. (2000). The attractiveness of nonface averages: Implications for an evolutionary explanation of the attractiveness of average faces. *Psychological Science*, *11*, 285-289. doi: 10.1111/1467-9280.00257
- Hamermesh, D. S., & Biddle, J. E. (1993). *Beauty and the labor market* (working paper 4518). Cambridge, MA: National Bureau of Economic Research.
- Hekkert, P., Snelders, D., & Wieringen, P. C. (2003). ‘Most advanced, yet acceptable’: Typicality and novelty as joint predictors of aesthetic preference in industrial design. *British Journal of Psychology*, *94*, 111-124.

- Kahle, L. R., & Homer, P. M. (1985). Physical attractiveness of the celebrity endorser: A social adaptation perspective. *Journal of Consumer Research*, *11*, 954-961. doi: 10.1086/209029
- Kamins, M. A. (1990). An investigation into the “match-up” hypothesis in celebrity advertising: When beauty may be only skin deep. *Journal of Advertising*, *19*, 4-13. doi: 10.1080/00913367.1990.106773175
- Langlois, J. H., Kalakanis, L., Rubenstein, A. J., Larson, A., Hallam, M., & Smoot, M. (2000). Maxims or myths of beauty?. A meta-analytic and theoretical review. *Psychological Bulletin*, *126*, 390-493. doi: 10.1037/0033-2909.126.3.390
- Ma, D. S., Correll, J., & Wittenbrink, B. (2015). The Chicago face database: A free stimulus set of faces and norming data. *Behavior Research Methods*, 1-14. doi: 10.3758/s13428-014-0532-5
- Mello, J. (2011). *Beauty and credibility: The relation at implicit and explicit level*. Master Thesis in Social and Organizational Psychology, ISPA – Instituto Universitário, Lisboa. Retrieved from <http://repositorio.ispa.pt/handle/10400.12/3833>
- Monin, B. (2003). The warm glow heuristic: when liking leads to familiarity. *Journal of Personality and Social Psychology*, *85*, 1035-1048. doi: 10.1037/0022-3514.85.6.1035
- Oosterhof, N. N., & Todorov, A. (2008). The functional basis of face evaluation. *Proceedings of the National Academy of Sciences*, *105*, 11087-11092. doi: 10.1073/pnas.0805664105
- Prada, M., Cunha, C., Garcia-Marques, T., & Rodrigues, D. (2010). Continuação do FIM – Normas de valência e familiaridade das imagens do Ficheiro de Imagens Multicategoriais. *Laboratório de Psicologia*, *8*, 185-211.
- Prada, M., & Garcia-Marques, T. (2006). Normas da valência das imagens do Ficheiro de Imagens Multicategoriais (FIM). *Laboratório de Psicologia*, *4*, 109-137. doi: 10.14417/lp.765
- Praxmarer, S. (2011). How a presenter’s perceived attractiveness affects persuasion for attractiveness-unrelated products. *International Journal of Advertising*, *30*, 839-865. doi: 10.2501/IJA-30-5-839-865
- Psychological Image Collection at Stirling (PICS). URL: <http://pics.stir.ac.uk>
- Puckett, J. M., Petty, R. E., Cacioppo, J. T., & Fischer, D. L. (1983). The relative impact of age and attractiveness stereotypes on persuasion. *Journal of Gerontology*, *38*, 340-343. doi: 10.1093/geronj/38.3.340
- Reber, R., Brun, M., & Mitterdorfer, K. (2008). The use of heuristics in intuitive mathematical judgment. *Psychonomic Bulletin & Review*, *15*, 1174-1178. doi: 10.3758/PBR.15.6.1174
- Reber, R., Schwarz, N., & Winkielman, P. (2004). Processing fluency and aesthetic pleasure: Is beauty in the perceiver’s processing experience?. *Personality and Social Psychology Review*, *8*, 364-382. doi: 10.1207/s15327957pspr0804_3
- Reber, R., Winkielman, P., & Schwarz, N. (1998). Effects of perceptual fluency on affective judgments. *Psychological Science*, *9*, 45-48. doi: 10.1111/1467-9280.00008
- Rhodes, G., Proffitt, F., Grady, J. M., & Sumich, A. (1998). Facial symmetry and the perception of beauty. *Psychonomic Bulletin & Review*, *5*, 659-669. doi: 10.3758/BF03208842
- Schneider, W., Eschman, A., & Zuccolotto, A. (2002). *E-Prime user’s guide*. Pittsburgh: Psychology Software Tools, Inc.
- Shavitt, S., Swan, S., Lowrey, T. M., & Wänke, M. (1994). The interaction of endorser attractiveness and involvement in persuasion depends on the goal that guides message processing. *Journal of Consumer Psychology*, *3*, 137-162. doi: 10.1207/s15327663jcp0302_02
- Solomon, M. R., Ashmore, R. D., & Longo, L. C. (1992). The beauty match-up hypothesis: Congruence between types of beauty and product images in advertising. *Journal of Advertising*, *21*, 23-34. doi: 10.1080/00913367.1992.10673383

- Snodgrass, J. G., & Vanderwart, M. (1980). A standardized set of 260 pictures: Norms for name agreement, image agreement, familiarity, and visual complexity. *Journal of Experimental Psychology: Human Learning and Memory*, 6, 174. doi: 10.1037/0278-7393.6.2.174
- Tews, M. J., Stafford, K., & Zhu, J. (2009). Beauty revisited: The impact of attractiveness, ability, and personality in the assessment of employment suitability. *International Journal of Selection and Assessment*, 17, 92-100. doi: 10.1111/j.1468-2389.2009.00454
- Till, B. D., & Busler, M. (2000). The match-up hypothesis: Physical attractiveness, expertise, and the role of fit on brand attitude, purchase intent and brand beliefs. *Journal of Advertising*, 29, 1-13. doi: 10.1080/00913367.2000.10673613
- Todorov, A., Dotsch, R., Porter, J. M., Oosterhof, N. N., & Falvello, V. B. (2013). Validation of data-driven computational models of social perception of faces. *Emotion*, 13, 724-738. doi: 10.1037/a0032335
- Tuch, A. N., Vargas-Avila, J. A., & Opwis, K. (2010). Symmetry and aesthetics in website design: It's a man's business. *Computers in Human Behavior*, 26, 1831-1837. doi: 10.1016/j.chb.2010.07.016
- van Leeuwen, M. L., & Neil Macrae, C. (2004). Is beautiful always good?. Implicit benefits of facial attractiveness. *Social Cognition*, 22, 637-649. doi: 10.1521/soco.22.6.637.54819

Neste trabalho apresentamos normas da associação percebida de dois conjuntos de estímulos com o constructo de “beleza”: 40 objetos (Estudo 1) e 40 fotografias de faces (Estudo 2). Os participantes foram expostos a um conjunto de palavras associadas com o constructo de “beleza” e foi pedido que avaliassem em cada imagem o quanto consideravam ser relacionada com esse mesmo constructo numa escala 7 pontos (1 – Nada relacionada; 7 – Totalmente relacionada). A interpretação dos intervalos de confiança das médias distingue 40 imagens avaliadas como “feias” – com baixas pontuações na dimensão de beleza – (20 objetos e 20 faces), e 28 imagens avaliadas como “bonitas” – com elevadas pontuações na dimensão de beleza – (12 objetos e 16 faces). Os resultados das avaliações, e as respectivas imagens, são sumarizados como normas de suporte a futuras investigações que requerem estímulos bonitos e/ou feios.

Palavras-chave: Normas, Beleza, Feio, Pessoas, Objetos.

Submissão: 02/04/2015

Aceitação: 15/07/2015

Copyright of Análise Psicológica is the property of Instituto Superior de Psicologia Aplicada and its content may not be copied or emailed to multiple sites or posted to a listserv without the copyright holder's express written permission. However, users may print, download, or email articles for individual use.