



Southernmost record of *Liparis montagui* (Donovan, 1804) (Perciformes, Liparidae) in European waters (central Portugal), with genetic validation

Pedro Duarte-Coelho^{1,4}, Carolina Miranda^{2,4}, Ana Pereira¹, Nuno Vasco-Rodrigues³, Frederico Almada⁴

¹ Marine and Environmental Sciences Centre (MARE) and Aquatic Research Network Associated Laboratory (ARNET), University Institute of Psychological, Social and Life Sciences (ISPA), Lisboa, Portugal

² Marine and Environmental Sciences Centre (MARE) and Aquatic Research Network Associated Laboratory (ARNET), Faculty of Sciences of the University of Lisbon, Lisboa, Portugal

³ Marine and Environmental Sciences Centre (MARE) and Aquatic Research Network Associated Laboratory (ARNET), ESTM, Polytechnic of Leiria, Peniche, Portugal

⁴ Association Science and Education for the Conservation of Marine Biodiversity (MARDIVE), Cascais, Portugal

Corresponding author: Pedro Duarte-Coelho (pcoelho@mardive.org)

Abstract. In January 2022, the presence of adult *Liparis montagui* (Donovan, 1804) was documented at its southernmost point along the west coast of Portugal. The species was identified through both morphological and genetic barcoding analyses. This observation, part of an ongoing long-term coastal survey, suggests that *L. montagui* may be a transient species, influenced by complex climate and oceanic interactions along the western Iberian coast. This finding stresses the importance of long-term ecological studies and regular field surveys in understanding species distribution and the effects of climate change on marine biodiversity.

Key words. Central Portugal, cold-water species, distribution range, first occurrence, Montagu's Seasnail

Duarte-Coelho P, Miranda C, Pereira A, Vasco-Rodrigues N, Almada F (2025) Southernmost record of *Liparis montagui* (Donovan, 1804) (Perciformes, Liparidae) in European waters (central Portugal), with genetic validation. Check List 21 (2): 400–405. <https://doi.org/10.15560/21.2.400>

INTRODUCTION

Liparis montagui (Donovan, 1804), Montagu's Seasnail, is a small clinging fish usually found in intertidal (Aguirrezabalaga et al. 1988) and subtidal areas to a depth of 30 m (Gibson 1972; Hauksson 2000; Froese and Pauly 2022). It inhabits small holes and crevices, especially in kelp forests (Gordon 1983; Norderhaug et al. 2005) and prefers exposed shores rather than sheltered waters (Gibson 1972). The maximum size of this species varies according to different bibliographic sources, ranging from 10 cm (Debelius 1997) or 12 cm (Derweduwien et al. 2014) to 15.5 cm (Wilhelms 2013). Notably, the maximum size tends to increase with latitude and is larger towards the north (Lin and Costello 2023). According to Dunne (1981), this species achieves maturity at approximately 3 cm and the average size along the British coast ranges from 4 to 6 cm. No other information on the reproduction of this species was found, although other liparids of a similar maximum size also become sexually mature at 3 cm (Able and Musick 1976; Stein 1980). Their diet consists mainly of amphipods (Gordon 1983) and small decapods (Derweduwien et al. 2014).

The distribution of this species encompasses the North Sea, around the British Isles, the Norwegian Sea, southwestern Barents Sea, and around southern Iceland (Ahyong et al. 2022; Froese and Pauly 2022), showing a marked preference for cold waters (Matallanas 1983) (Figure 1). Nevertheless, there are records of larvae from further south, in Galicia (Spain) and northern Portugal near the Spanish border (Matallanas 1983; Ré et al. 1985; Bañon et al. 2010). Along this southernmost limit of the geographic range of *L. montagui*, larvae were found at very low abundances (Ré et al. 1985; Ré 1999; Ramos et al. 2006; Pereira 2021). On one occasion, five juveniles were reported in northern Portugal (Ré et al. 1985), although no physical samples were preserved, and no genetic analysis was performed.

During an ongoing long-term rocky coastal survey along the western Portuguese coast, two individuals of an undetermined fish species were collected in Cabo Raso, Cascais, Portugal. This study aims to identify these individuals using morphological and genetic barcoding.



Academic editor: Paramasivam Kodeeswaran

Received: 13 January 2025

Accepted: 24 March 2025

Published: 1 April 2025

Copyright © The authors. This is an open-access article distributed under terms of the Creative Commons Attribution License (Attribution 4.0 International – CC BY 4.0)

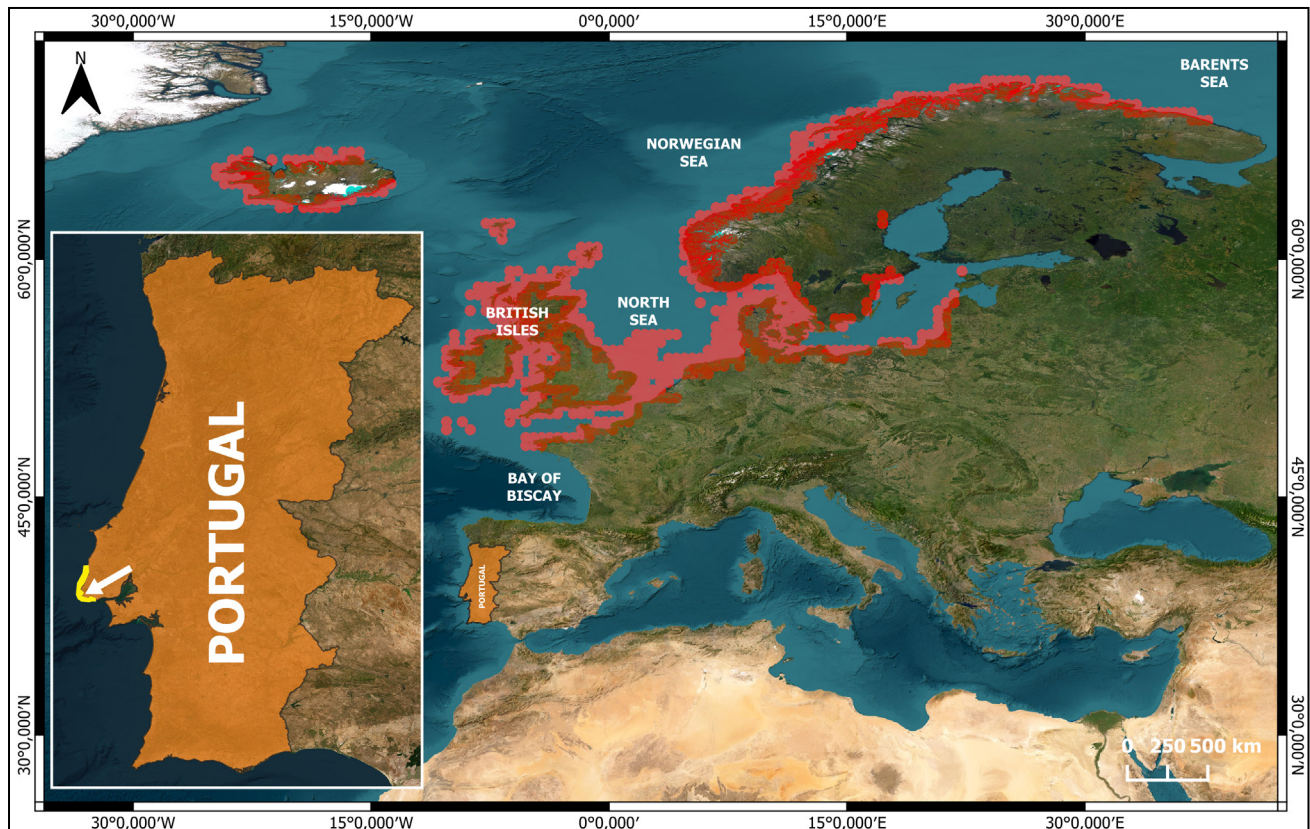


Figure 1. Map showcasing the native range of *Liparis montagui* is illustrated in red, based on data points from FishBase. The newly identified country is marked in orange, with the sampling site indicated by a white arrow (Cabo Raso, Cascais, Portugal). A 50 km area monitored through long-term observation is highlighted in yellow.

METHODS

This study originates from a long-term rocky coastal survey that has been ongoing since 2019, covering over 50 km of the western Portuguese coast. The sampling site for this report is at Cabo Raso, Cascais, Portugal (34°42'32.77"N, 009°29'11.28"W) (Figure 1). The sampling surveys for vertebrates and invertebrates involved fixed 50 m² transects, which were conducted monthly at each sampling site. On 3 January 2022, two fish samples were collected, photographed *in vivo*, and a small portion of fin tissue from the larger individual was collected and preserved in 96% ethanol. The smaller individual was collected (authorized by the National Maritime Authority under permit 445/2022), transported to our fish facility, used for morphological confirmation (using a ZEISS Stemi 508 stereomicroscope), anesthetized, and preserved in 96% ethanol for reference keeping. Voucher specimens are stored at MARE-ISPA.

The DNA extraction and amplification were performed using the Sigma-Aldrich/Merck REXtract-N-Amp Tissue PCR commercial kit using a thermal cycle (analytikjena, Biometra TOne). Two mitochondrial genes were analyzed: the 16S ribosomal subunit and Cytochrome Oxidase I (COI). The primers used for COI were COI-F1 FishF1 (5'-TCAACCAACCACAAAGACATTGGCAC-3') and COI-R2 FishR2 (5'-ACTTCAGGGTGACCGAAGAATCAGAA-3') (Ward et al. 2005). For 16S rDNA, the primers were 16SFor (5'-AAGCCTCGCTGTTTACCAA-3') and 16SRev (5'-CTGAACTCAGATCACGTAGG-3') (Almada et al. 2005). The amplification protocols are described in Ward et al. (2005) for COI and Almada et al. (2005) for 16S. Sequences were edited, assembled and aligned using CodonCode Aligner V.11.0.2 and a BLAST search performed in NCBI for identification confirmation.

RESULTS

Liparis montagui (Donovan, 1804)

New records. PORTUGAL — CASCAIS • Cabo Raso; 34°42'32.77"N, 009°29'11.28"W; intertidal transect survey; 02.I.2022; Duarte-Coelho and Almada leg. GenBank: PQ640289 and PQ640290 (COI), PQ661180 and PQ661181 (16S); 2 specimens preserved in ethanol, sex indet., 03012022P5MIT001 and 03012022P5MIT005.




Figure 2. *Liparis montagui*. **A.** Specimens displaying two distinct color variations. **B.** The larger (dark) specimen in its natural microenvironment.

Identification. The fish were first identified using their morphological characteristics and later confirmed through DNA barcoding. Both specimens belong to the family Liparidae (Jenkins 1942; Wheeler 1978; Lloris 2015). The genus *Liparis* was determined by the following traits: a small, round-bodied fish with a ventral sucker, two pairs of nostrils, and the presence of pseudobranchia (Wheeler 1978; Lloris 2015). According to Lloris (2015), the absence of sinuous lines along the body is a diagnostic feature that distinguishes *L. montagui* from *L. liparis*.

One specimen was dark grey (Figure 2A, B) with a total length of 4.65 cm. GenBank accession numbers PQ640289 (COI) and PQ661180 (16S). Only a small portion of tissue was collected (ref. 03012022P5MIT001), and the individual was released. The second specimen was yellow/orange (Figure 2A), with a total length of 3.05 cm. GenBank accession numbers PQ640289 (COI) and PQ661180 (16S). Specimen was preserved for reference keeping and stored at MARE-ISPA (ref. 03012022P5MIT005).

A partial sequence of 652 base pairs (bp) of the COI gene (GenBank accession numbers PQ640289 and PQ640290) and a partial sequence of 561 bp of the 16S rRNA gene (GenBank accession numbers PQ661180 and PQ661181) were obtained for each individual. Both individuals shared the same COI haplotype but had two different 16S haplotypes, separated by two mutations. Identification using both markers confirmed that both specimens belong to *Liparis montagui*. For the 16S gene, haplotype 1 showed a 100% percentage identity with 99% query cover, while haplotype 2 showed a 99.64% percentage identity with 99% query cover. For the COI gene, both samples exhibited a 99.53% percentage identity with a 98% query cover.

DISCUSSION

Following our observations, Costa et al. (2022) reported another individual of the same species in April 2022 on the western Iberian coast, approximately 300 km north of our findings. These sightings were flanked by extensive periods with no observations of adult *Liparis montagui* along the West Iberian coast. This species appears to be rare even within its central distribution range (Dunne 1981; Gordon 1983; Rogers and Millner 1996; Derweduwen et al. 2014; Iglésias et al. 2021) when compared to its sister species, *Liparis liparis* (Halliday 1969; Greenwood et al. 2002). Its abundance fluctuates significantly over time (Dunne 1981), and some studies suggest a decrease in abundance along its distribution range (Genner et al. 2010; Gibson et al. 1993). For instance, the first record of *L. montagui* in Belgian waters was only reported in 2014 (Derweduwen et al. 2014) and records are very scarce in France (Iglésias et al. 2019). Additionally, fish of the genus *Liparis* are challenging to identify using morphological characteristics and are poorly studied taxonomically (Vogt and Chernova 2015). The two individuals captured exhibited distinct color morphotypes. This species is known to display a wide range of patterns and colors, including dark grey, brown, olivaceous, orange, and yellow (Garman 1892). These variations are likely influenced by environmental factors, serving as a mechanism for camouflage and blending into their surroundings. The proximity of the two individuals and their capture during the breeding season (Dunne 1981; Quero et al. 1980) suggests, although no sexing was performed, that they might have been breeding. While the maturity of the smaller individual may be uncertain, the larger one, measuring nearly 5 cm, is undoubtedly an adult. Although data on the maturity size of this species remain scarce, Dunne (1981) previously noted that they typically reach maturity at a size of 3 cm, as mentioned in the introduction. We suggest that individuals at the southern edge of their distribution experience increased environmental stress, leading to smaller body sizes and a faster reproductive strategy (Thorsen 2010). Moreover, research from multiple authors highlights a gradual reduction in the maximum length of this species toward the south, providing further support for this hypothesis (Lin and Costello 2023).

The scarcity of records for this species along the Portuguese coast may be explained by two alternative hypotheses: this species is present, although unreported, in the entire region, or is transient in the southernmost region of its geographical range.

The first hypothesis is that this species is present but remains largely unreported along the western Iberian coast (approximately 700 km long). The fact that this is a small cryptic species (Hanchet et al. 2013), with mainly nocturnal habits (Gordon 1983), may justify the lack of records of adult stages along the Portuguese coast. However, arguing against this hypothesis, there has been abundant research focused on small cryptic fish species from inshore habitats along west Iberia. Some of these species share identical morphological traits, cryptic behavior, and habitat preferences with *L. montagui* and were followed by authors for more than a decade (e.g. Almada et al. 2008; Martins et al. 2017; Francisco et al. 2021). Furthermore, an ongoing long-term inshore survey has only been able to identify the two individuals reported in this study.

A second hypothesis is that, although the presence of this species along the western Iberian coast cannot be discarded, the detail and the geographic scope of these studies together with this ongoing survey, suggest that these fish are either absent or very rare in this region. Their report on specific periods and the lack of success finding more individuals since then suggest that inshore marine communities are still poorly known regarding their ecology and dynamics. This is especially true in complex biogeographic areas, such as the Iberian coast, which transition between cold- and warm-water communities (Almada et al. 2013). Species that are transient or rare provide a striking example of the importance of coupling long-term ecological studies with a regional plan to monitor environmental factors and to address changes in local biodiversity. This may help us follow habitat expansions or contractions of different species in a context of fast climate change.

The presence of this cold-water species at this southernmost location, in contrast with a steady tropicalization of temperate fish communities (Horta e Costa et al. 2014), highlights our inability to predict future events and reveals the current instability of coastal communities. It also signals the need for further research and long-term ecological surveys to disentangle regional isolated events from global ecological trends (but see Biguino et al. 2023). We propose that a multi-methodology approach, combining long-term monitoring through traditional field sampling techniques with modern advancements such as eDNA studies, would provide a significantly more effective means of assessing the status of our coastal waters.

ACKNOWLEDGEMENTS

We thank Andreia Guilherme, Tassiana Malzone and Francisca Rodrigues for all their support during fieldwork. We would like to extend our gratitude to the reviewers and the academic editor for their valuable insights and dedicated efforts, which have been instrumental in the publication of this manuscript.

ADDITIONAL INFORMATION

Conflict of interest

The authors declare that no competing interests exist.

Ethical statement

The fieldwork and specimen collection complied with the animal welfare laws, guidelines, and policies set by ORBEA (ISPA – Instituto Universitário). The collection was authorized by the National Maritime Authority under approval [445/2022]. The species studied are classified as Least Concern (LC) on the IUCN Red List.

Funding

This study had the support of national funds through Fundação para a Ciência e Tecnologia (FCT), granted to MARE (Marine and Environmental Sciences Center) under the references UIDB/04292 and UIDP/04292.

Coastal biodiversity surveys have also been funded by Activo Bank through an ongoing protocol with the non-profit association MARDIVE (<https://www.mardive.org>).


F.A. (Frederico Almada) had the support through researcher contract DL57/2016/CP1339/CT0003.


Author contributions

Conceptualization: FA, PDC. Data curation: PDC, CM. Formal analysis: PDC, FA, CM. Funding acquisition: FA. Investigation: PDC, FA, CM. Methodology: PDC, CM, FA. Resources: PDC, CM, FA. Supervision: FA, AP. Validation: FA, NVR, CM, PDC. Writing – original draft: PDC. Writing – review and editing: PDC, FA, AP, NVR, CM.

Author ORCID iDs

Pedro Duarte-Coelho  <https://orcid.org/0000-0002-7769-8633>

Carolina Miranda  <https://orcid.org/0000-0002-8178-8535>

Ana M. Pereira  <https://orcid.org/0000-0001-7616-4683>

Nuno Vasco-Rodrigues  <https://orcid.org/0000-0003-2162-3787>

Frederico Almada  <https://orcid.org/0000-0002-1389-8951>

Data availability

All data that support the findings of this study are available in the main text.

REFERENCES

- Able K, Musick J (1976) Life history, ecology, and behavior of *Liparis inquilinus* (Pisces: Cyclopteridae) associated with the sea scallop, *Placopecten magellanicus*. *Fishery Bulletin* 74 (2): 409–421.
- Aguirrezabalaga F, Altuna A, Marruedo A, Miner A, Pena J, Romero A, San Juan R, San Vicente C, Serrano A, Ibanez M (1988) Contribucion al conocimiento de la fauna marina en la Costa Vasca. *Lurralde* 11: 217–265.
- Ahyong S, Boyko CB, Bailly N, Bernot J, Bieler R, Brandão SN, Daly M, De Grave S, Gofas S, Hernandez F, Hughes L, Neubauer TA, Paulay G, Decock W, Dekeyser S, Vandepitte L, Vanhoorne B, Adlard R, Agatha S, Ahn KJA (2022) WoRMS - World Register of Marine Species. <https://doi.org/10.14284/170>. Accessed on: 2022-12-18.
- Almada F, Almada VC, Guillemaud T, Wirtz P (2005) Phylogenetic relationships of the north-eastern Atlantic and Mediterranean blenniids. In *Biological Journal of the Linnean Society* 86 (3): 283–295. <https://doi.org/10.1111/j.1095-8312.2005.00519.x>
- Almada F, Henriques M, Levy A, Pereira A, Robalo J, Almada V C (2008) Reclassification of *Lepadogaster candollei* based on molecular and meristic evidence with a redefinition of the genus *Lepadogaster*. *Molecular Phylogenetics and Evolution* 46 (3): 1151–1156. <https://doi.org/10.1016/j.ympev.2007.05.021>
- Almada V C, Toledo J F, Brito A, Levy A, Floeter S R, Robalo J I, Martins J, Almada F O (2013) Complex origins of the Lusitania biogeographic province and northeastern Atlantic fishes. *Frontiers of Biogeography* 5 (1): 20–28. <https://doi.org/10.21425/f5fbg14493>
- Bañon R, Villegas-Ríos D, Serrano A, Mucientes G, Arronte JC (2010) Marine fishes from Galicia (NW Spain): An updated checklist. *Zootaxa* 2667: 1–27. <https://doi.org/10.11646/zootaxa.2667.1.1>
- Biguino B, Haigh I D, Dias J M, Brito A C (2023) Climate change in estuarine systems: Patterns and gaps using a meta-analysis approach. *Science of the Total Environment* 858: 159742. <https://doi.org/10.1016/j.scitotenv.2022.159742>
- Costa D, Gomes N, Fernandes M, Antunes C (2022) NatMIP Fish Collection. Version 1.5. Natural History Museum of the Iberian Peninsula - NatMIP ("Museu de História Natural da Península Ibérica"). Occurrence dataset <https://doi.org/10.15468/sn424q> accessed via GBIF.org on 2024-08-17.
- Debelius H (1997) Mediterranean and Atlantic Fish guide. IKAN, Frankfurt, Germany, 305 pp.
- Derweduwén J, Hillewaert H, Vandendriessche S, Hostens K (2014) First record of Montagu's sea snail *Liparis montagui* (Donovan, 1804) in Belgian waters. *Belgian Journal of Zoology* 144 (2): 120–124. <https://doi.org/10.26496/bjz.2014.72>
- Dunne J (1981) A contribution to the Biology of Montagu's sea snail, *Liparis montagui* Donovan, (Pisces). *The Irish Naturalists' Journal* 20 (6): 217–222.
- Francisco S M, Castilho R, Lima C S, Almada F, Rodrigues F, Sãnda R, Vukić J, Pappalardo A M, Ferrito V, Robalo J I (2021) Genetic hypervariability of a Northeastern Atlantic venomous rockfish. *PeerJ* 9: e11730. <https://doi.org/10.7717/peerj.11730>
- Froese R and D Pauly Editors (2022) FishBase. World Wide Web electronic publication. Version (10-2024) <http://www.fishbase.org>. Accessed on: 2022-12-18.
- Garman S (1892) The Discoboli: Cyclopteridae, Liparopsidae, and Liparididae. *Memoirs of the Museum of Comparative Zoology at Harvard College* 14 (2): 1–96. <https://doi.org/10.5962/bhl.title.13817>
- Genner MJ, Halliday NC, Simpson SD, Southward AJ, Hawkins SJ, Sims DW (2010) Temperature-driven phenological changes within a marine larval fish assemblage. *Journal of Plankton Research* 32 (5): 699–708. <https://doi.org/10.1093/plankt/fbp082>
- Gibson RN (1972) The vertical distribution and feeding relationships of intertidal fish on the Atlantic coast of France. *The Journal of Animal Ecology* 41 (1): 189–207. <https://doi.org/10.2307/3512>
- Gibson RN, Ansell AD, Robb L (1993) Seasonal and annual variations in abundance and species composition of fish and macrocrustacean communities on a Scottish sandy beach. *Marine Ecology Progress Series* 98 (1–2): 89–105. <https://doi.org/10.3354/meps098089>
- Gordon JCD (1983) Some notes on small kelp forest fish collected from *Saccorhiza polyschides* bulbs on the Isle of Cumbrae Scotland. *Ophelia* 22 (2): 173–183. <https://doi.org/10.1080/00785326.1983.10426593>
- Greenwood MFD, Hill AS, McLusky DS (2002) Trends in abundance of benthic and demersal fish populations of the lower Forth Estuary, East Scotland, from 1982–2001. *Journal of Fish Biology* 61 (Supplement A): 90–104. <https://doi.org/10.1006/jfbi.2002.2070>
- Halliday RG (1969) Rare fishes from the Clyde Sea area. *Journal of Natural History* 3 (3): 309–320. <https://doi.org/10.1080/00222936900770271>
- Hanchet SM, Stewart AL, McMillan PJ, Clark MR, O'Driscoll RL, Stevenson ML (2013) Diversity, relative abundance, new locality records, and updated fish fauna of the Ross Sea region. *Antarctic Science* 25 (5): 619–636. <https://doi.org/10.1017/S0954102012001265>
- Hauksson E (2000) A survey of the benthic coastal fauna of Surtsey, Iceland in 1997. *Surtsey Research* 11: 85–88.
- Horta e Costa B, Assis J, Franco G, Erzini K, Henriques M, Gonçalves EJ, Caselle JE (2014) Tropicalization of fish assemblages in temperate biogeographic transition zones. *Marine Ecology Progress Series* 504: 241–252. <https://doi.org/10.3354/meps10749>
- Iglésias S P, Bariche M, Beau F, Bérenger L, Beucher R, Chabrolle A, Cottalorda J-M, Cousin B, Curd A, Danet V, Duhamel E, Duval A, Farque P-A, Goascoz N, Jadaud A, Larnaud P, Le Bras Y, Le Bris S, Lombard L, Louisy P, Mandine A, Mas L, Menut T, Metral L, Poussard P, Quérou J-C, Raybaud V, Renoult J P, Richard T, Spitz J, Ternon Q, Thiriet P, Tournier-Broer R (2021) French ichthyological records for 2019. *Cybum* 45 (3): 169–188. <https://doi.org/10.26028/cybum/2021-453-001>
- Jenkins JT (1942) *The fishes of the British Isles* (2nd edition). Frederick Warne & Co., London, UK, 408 pp.
- Lin H, Costello MJ (2023) Body size and trophic level increase with latitude, and decrease in the deep-sea and Antarctica, for marine fish species. *PeerJ* 11: e15880. <https://doi.org/10.7717/peerj.15880>
- Lloris D (2015) *Ictiofauna marina—Manual de identificación de los peces marinos de la Península Ibérica y Baleares*. OMEGA, Barcelona, Spain, 680 pp.
- Martins J, Almada F, Gonçalves A, Duarte-Coelho P, Jorge PE (2017) Home sweet home: evidence for nest-fidelity in the rocky intertidal fish, the shanny *Lipophrys pholis*. *Journal of Fish Biology* 90 (1): 156–166. <https://doi.org/10.1111/jfb.13171>

- Matallanas J** (1983) The occurrence of Montagu's Sea Snail, *Liparis montagui* (Osteichthyes–Scorpaeniformes–Cyclopteridae) in the Bay of Biscay (Spain). *Journal of Fish Biology* 22 (2): 249–250. <https://doi.org/10.1111/j.1095-8649.1983.tb04745.x>
- Norderhaug KM, Christie H, Fosså JH, Fredriksen S** (2005) Fish-macrofauna interactions in a kelp (*Laminaria hyperborea*) forest. *Journal of the Marine Biological Association of the United Kingdom* 85 (5): 1279–1286. <https://doi.org/10.1017/S0025315405012439>
- Pereira R** (2021) Environmental control of planktonic communities in a coastal Marine Protected Area (PNLN). Master's thesis, Universidade do Porto (ICBAS), Porto, Portugal, 69 pp.
- Quero JC, Dunne J, Labastie J** (1980) Les *Liparis liparis* (linne, 1766) (pisces, scorpaeniformes, liparidae) du canal Saint-Georges et du canal de Bristol. distribution, abondance et remarques biologiques. *Revue Des Travaux de l'Institut Des Pêches Maritimes* 44 (3): 235–243.
- Ramos S, Cowen RK, Ré P, Bordalo AA** (2006) Temporal and spatial distributions of larval fish assemblages in the Lima estuary (Portugal). *Estuarine, Coastal and Shelf Science* 66 (1–2): 303–314. <https://doi.org/10.1016/j.ecss.2005.09.012>
- Ré P, Arruda L, Salgado P** (1985) On the occurrence of *Liparis montagui* (L.) larval and juvenile stages off Portuguese coast. *Cybiurn* 9 (4): 407–409.
- Ré P** (1999) Ictioplâncton estuarino da Península Ibérica—Guia de identificação dos ovos e estados larvares planctónicos. Câmara Municipal de Cascais, Cascais, Portugal, 163 pp.
- Rogers SI, Millner RS** (1996) Factors affecting the annual abundance and regional distribution of English inshore demersal fish populations: 1973 to 1995. *ICES Journal of Marine Science* 53 (6): 1094–1112. <https://doi.org/10.1006/jmsc.1996.0136>
- Stein DL** (1980) Aspects of reproduction of liparid fishes from the continental slope and abyssal plain off Oregon, with notes on growth. *Copeia* 1980 (4): 687–699. <https://doi.org/10.2307/1444445>
- Thorsen A, Witthames P R, Marteinsdóttir G, Nash R D, Kjesbu O S** (2010) Fecundity and growth of Atlantic cod (*Gadus morhua* L.) along a latitudinal gradient. *Fisheries Research* 104 (1–3): 45–55. <https://doi.org/10.1016/j.fishres.2010.03.020>
- Vogt KD, Chernova NV** (2015) Meristic characters of fish of the *Liparis* genus (Scorpaeniformes: Liparidae). *Journal of Ichthyology* 3: 243–252.
- Ward RD, Zemlak TS, Innes BH, Last PR, Hebert PDN** (2005) DNA barcoding Australia's fish species. *Philosophical Transactions of the Royal Society B: Biological Sciences* 360 (1462): 1847–1857. <https://doi.org/10.1098/rstb.2005.1716>
- Wheeler A** (1978) Key to the fishes of the northern Europe. Frederick Warne & Co., London, UK, 400 pp.
- Wilhelms I** (2013) Atlas of length–weight relationships of 93 fish and crustacean species from the North Sea and the North-East Atlantic. Thünen Working Paper 12, Braunschweig, Germany, 553 pp.